



District Report Card: 2017


State: Arunachal Pradesh	District: Tawang
Class: 5	Subject: Language
Schools: 41	Students: 621


Participation/Coverage


Students

<div>GENDER</div> <div></div>	Boys		Girls	
	Number	%	Number	%
	268	43.16	353	56.84

<div>AREA</div> <div></div>	Rural		Urban	
	Number	%	Number	%
	576	92.75	45	7.25

<div>CATEGORY</div> <div></div>	SC		ST		OBC		GEN	
	Number	%	Number	%	Number	%	Number	%
	1	0.16	560	90.18	4	0.64	56	9.02

<div>CWSN</div> <div></div>	LD	VI	HI	S&LD	ID	Oth
	2	0	2	0	0	0

<div>Management</div> <div></div>	Government		Government-aided	
	Number	%	Number	%
	418	67.31	203	32.69

Average Performance of Students in Language (%)

Overall	Gender		Area		Management		Social Group			
	Male	Female	Rural	Urban	Govt.	Aided	SC	ST	OBC	GEN
49.99	53.21	47.55	50.90	38.37	46.62	56.95	13.33	50.33	40.00	47.98

Performance on Learning Outcomes (LOs)

Learning Outcomes	Description	Average Performance(%)
L504	Reads and comprehends independently storybooks, news items/ headlines, advertisements etc.	47.54
L508	Reads text with comprehension, locates details and sequence of events	51.22

Range of Performance of Students who Answered Correctly							
Below 30%		30% - 50%		50% - 75%		Above 75%	
Number	%	Number	%	Number	%	Number	%
133	21.42	203	32.69	194	31.24	91	14.65

Lowest Performing Learning Outcomes (LOs)

- 1 - Reads and comprehends independently storybooks, news items/ headlines, advertisements etc. (47.54)
- 2 - Reads text with comprehension, locates details and sequence of events (51.22)